



BOARD OF DIRECTORS

METROPOLITAN ATLANTA RAPID TRANSIT AUTHORITY

BUSINESS MANAGEMENT COMMITTEE

THURSDAY, FEBRUARY 27, 2025

ATLANTA, GEORGIA

MEETING SUMMARY

1. CALL TO ORDER AND ROLL CALL

Committee Chair Al Pond called the meeting to order at 9:31 A.M.

Board Members

Present:

Al Pond
Freda Hardage
James Durrett
Kathryn Powers
Roderick Frierson
Rita Scott Thomas
Worthy Jacob
Tzegaegbe
Sagirah Jones
Shayna Pollock
Elizabeth Bolton-Harris

Board Members

Absent:

Russell McMurry
Valencia Williamson
Jennifer Ide
Jannine Miller

Staff Members

Present:

Collie Greenwood
Steven Parker
LaShanda Dawkins
Rhonda Allen
Ralph McKinney
Jonathan Hunt

Carrie Rocha
George Wright
Kevin Hurley

Also in Attendance:

Justice Leah Ward Sears, Phyllis Bryant, Stephany Fisher, Kenya Hammond, Jacqueline Holland, Tyrene Huff, Donna Jennings, Tyson Morris, Paula Nash and Dedric Parham

2. APPROVAL OF THE MINUTES

Minutes from January 23, 2025 Business Management Committee Meeting Minutes from January 23, 2025 Business Management Committee Meeting. On a motion by Board Member Worthy, seconded by Board Member Durrett, the motion passed by a vote of 6 to 0 with 1 member abstaining and 7 members present.

3. RESOLUTIONS

Resolution Authorizing the Award of a Contract for Risk Management Information Software as a Service (SaaS) System, RFP P50553

Resolution Authorizing the Award of a Contract for Risk Management Information Software as a Service (SaaS) System, RFP P50553. On a motion by Board Member Hardage, seconded by Board Member Durrett, the resolution passed by a vote of 7 to 0 with 7 members present.

Resolution Authorizing the Award of a Contract for Worker's Compensation Managed Care Organization (MCO), RFP P50540

Resolution Authorizing the Award of a Contract for Worker's Compensation Managed Care Organization (MCO), RFP P50540. On a motion by Board Member Durrett, seconded by Board Member Worthy, the resolution passed by a vote of 8 to 0 with 8 members present.

Resolution Authorizing the Modification in Contractual Authorization for WI-FI Data Telecommunication Services for MARTA Buses, Rail Cars and Other Equipment, RFP P50052

Resolution Authorizing the Modification in Contractual Authorization for WI-FI Data Telecommunication Services for MARTA Buses, Rail Cars and Other Equipment, RFP P50052. On a motion by Board Member Powers, seconded by Board Member Worthy, the resolution passed by a vote of 11 to 0 with 11 members present.

Resolution Authorizing a Modification in Contractual Authorization for Web Titan Cloud Content Filtering Service for WI-FI on Mobility, Buses, and Rail Services, RFPP P45224 with Titan Technology Solutions US, Inc.

Resolution Authorizing a Modification in Contractual Authorization for Web Titan Cloud Content Filtering Service for WI-FI on Mobility, Buses, and Rail Services, RFPP P45224 with Titan Technology Solutions US, Inc. On a motion by Board Member Powers, seconded by Board Member Durrett, the resolution passed by a vote of 11 to 0 with 11 members present.

4. **OTHER MATTERS**

FY25 January Consolidated Financial Highlights and Financial Key Performance Indicators (Informational Only)

5. **ADJOURNMENT**

The Committee Meeting adjourned at 9:55 A.M.

YouTube link: https://www.youtube.com/live/iSuc7WpU73M?si=DOa-u_LPC4J-s1AD



**Resolution Authorizing the Award
of a Contract for Risk
Management Information System
Software as a Service (SaaS),
RFP P50553**

Business Management Committee

February 27, 2025

Donna Jennings, Director of Risk
Management, Department of Legal Services

Dedric Parham, Director Safety Management
Systems, Department of Safety and QA

Purpose

- System Overview: Risk Management
- Upcoming Enhancements: Division of Safety
- Procurement Timeline
- Financial Considerations
- Request Award

Current Use of System

- Self-insured claims management and administration
- Paperless Office
- Increased efficiency
- Process automation with work rules/tools
- Import and export significant amounts of data
- Robust reporting capabilities
- Incident reporting from field with Mobile Forms/Portal
- Review Bus Incident data (Safety)

Current Use by the Division of Safety

- Bus Supervisor review of Collisions
- Bus Supervisor review of Incidents
- Receive Injury Report Data

Future Use of System

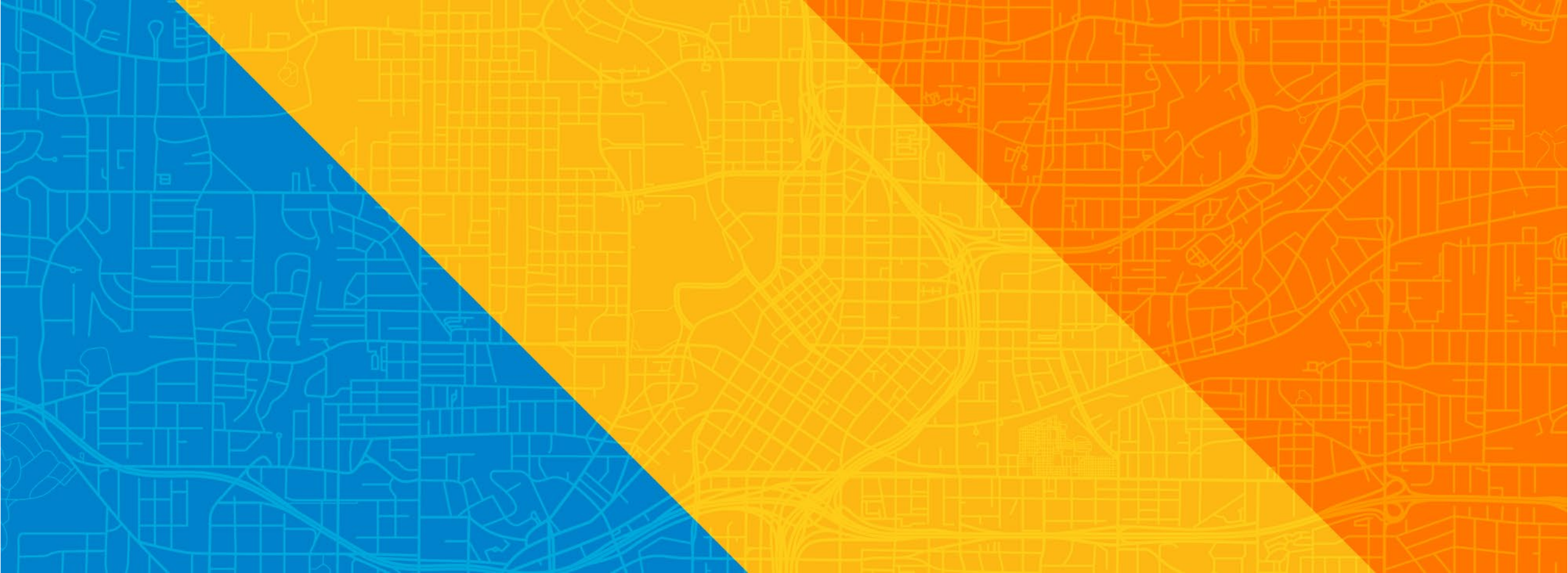
- Integration of Division of Safety Processes
- Automate employee workflows and data collection
- Identification and reporting of safety trends and effectiveness of safety programs
- Use real-time integrated data - replace manual and spreadsheet-based safety data gathering
- Enterprise safety risk management activities
- Automate safety activities, reports, alerts, with robust work rules and tools
- Improve safety data analytics capabilities
- Improved safety reporting with ability to schedule, push reports and dashboards for key metrics

Procurement Timeline

- ✓ RFP P50553 released on September 18, 2024
- ✓ 5 proposals received on November 7, 2024
- ✓ 4 proposals deemed responsive
- ✓ Evaluation team reviewed proposals and determined one proponent was in competitive range
- ✓ Requested Best and Final Offer
- ✓ Recommended award of contract to Origami Risk, LLC
- ✓ The Office of Diversity and Inclusion did not assign a DBE goal

Financial Considerations

- ✓ Funded with 87.03% Local Operating Funds and 12.97% Capital Funds
- ✓ Term (5 Years) \$ 2,529,656
- ✓ Funds for subsequent fiscal years will be included in the subsequent annual budgets.



Thank You



**RESOLUTION AUTHORIZING AWARD OF A CONTRACT FOR THE PROCUREMENT OF
RISK MANAGEMENT INFORMATION SOFTWARE AS A SERVICE (SAAS)
SYSTEM
REQUEST FOR PROPOSALS NUMBER P50553**

WHEREAS, the Authority's Office or Department of Risk Management has identified the need for the Procurement of Risk Management Information Software as a Service (SaaS) System, Request for Proposals Number P50553; and

WHEREAS, On September 18, 2024 the Metropolitan Atlanta Rapid Transit Authority duly sent to potential Offerors notice of its Request for Proposals for the Risk Management Information Software as a Service (SaaS) System, RFP P50553; and

WHEREAS, notice of the said Request for Proposals was advertised in the local newspaper of the largest circulation in the Atlanta metropolitan area once in each of the two weeks prior to the proposal deadline; and

WHEREAS, all Proponents were given the opportunity to protest the proposal instructions, specifications, and/or procedures; and


WHEREAS, on November 7, 2024 at 2:00 p.m., local time, five (5) proposals were received; and

WHEREAS, the Authority's staff determined that Origami Risk, LLC submitted the most advantageous offer and other factors considered and is technically and financially

capable of providing the services.

RESOLVED THEREFORE, by the Board of Directors of the Metropolitan Atlanta Rapid Transit Authority that the General Manager/CEO or his delegate be, and hereby is, authorized to execute a Contract on substantially the same terms and conditions as contained in the Request for Proposals Number P50553, between the Authority and Origami Risk, LLC for the procurement of Risk Management Information Software as a Service (SaaS) System in the amount of \$2,529,656.00.

Approved as to Legal Form:



**Interim Counsel, Metropolitan Atlanta
Rapid Transit Authority**

Resolution Authorizing the Award of a Contract for Workers' Compensation Managed Care Organization RFP P50540

Business Management Committee, February 27, 2025

Donna Jennings, Director of Risk Management



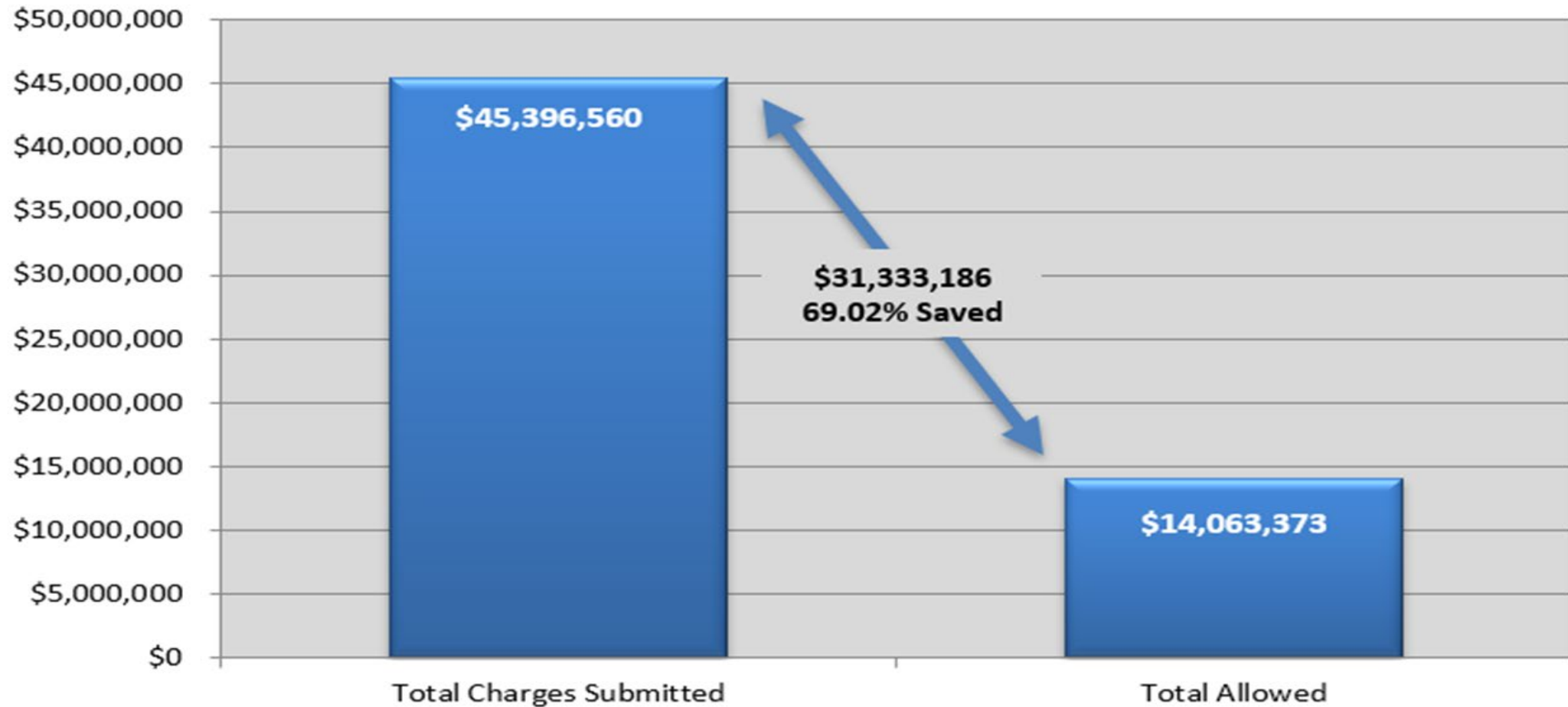
Purpose

- Define Workers' Compensation Managed Care Organization
- Review medical cost containment savings
- Procurement Timeline
- Financial Considerations
- Recommend Award

Workers' Compensation Managed Care Organization (WC-MCO)

- Certified by Georgia State Board of Workers' Compensation
- Nurse case management on each claim
- Full suite of medical cost containment services
- Manages medical provider network

Workers' Compensation Managed Care Savings FY20 – FY23



Procurement Timeline

- ✓ RFP P50540 released on October 15, 2024
- ✓ 2 responsive proposals received on November 14, 2024
- ✓ Evaluation team reviewed proposals and determined one proponent was in competitive range
- ✓ Requested Best and Final Offer
- ✓ Recommended award of contract to USIS, d/b/a AmeriSys.
- ✓ The Office of Diversity and Inclusion did not assign a DBE goal.

Financial Considerations

- ✓ Funded with (100%) Local Operating Funds
- ✓ Term (5 Years) \$ 2,099,196
- ✓ Funds for subsequent fiscal years will be included in the subsequent annual budgets.



Thank You

**RESOLUTION AUTHORIZING AWARD OF A CONTRACT FOR WORKER'S
COMPENSATION MANAGED CARE ORGANIZATION (MCO) REQUEST FOR
PROPOSALS NUMBER RFP P50540**

WHEREAS, the Authority's Office of Risk Management has identified the need for Worker's Compensation Managed Care Organization (MCO), Request for Proposals Number RFP P50540; and

WHEREAS, On October 15, 2024 the Metropolitan Atlanta Rapid Transit Authority duly sent to potential Offerors notice of its Request for Proposals for the Worker's Compensation Managed Care Organization (MCO), RFP P50540; and

WHEREAS, all Proponents were given the opportunity to protest the proposal instructions, specifications, and/or procedures; and


WHEREAS, on November 14, 2024 at 2:00 p.m., local time, two (2) proposals were received; and

WHEREAS, the Authority's staff determined that USIS, Inc. d/b/a AmeriSys submitted the most advantageous offer and other factors considered is technically and financially capable of providing the services.

RESOLVED THEREFORE, by the Board of Directors of the Metropolitan Atlanta Rapid Transit Authority that the General Manager/CEO or his delegate be, and hereby is,

authorized to execute a Contract on substantially the same terms and conditions as contained in the Request for Proposals Number RFP P50540, between the Authority and USIS, Inc. d/b/a AmeriSys for Worker's Compensation Managed Care Organization (MCO) in the amount of \$2,099,196.00

Approved as to Legal Form:

DocuSigned by:

AA2A4DE3C56E44C...

**Interim Chief Counsel,
Metropolitan Atlanta Rapid Transit Authority**



Resolution Authorizing a Modification in Contractual Authorization for Wi-Fi Telecommunication Services for MARTA Buses, Rail Cars, and Other Equipment P50052

Business Management Committee

February 27, 2025

Tyson Morris, AGM Technology / CIO

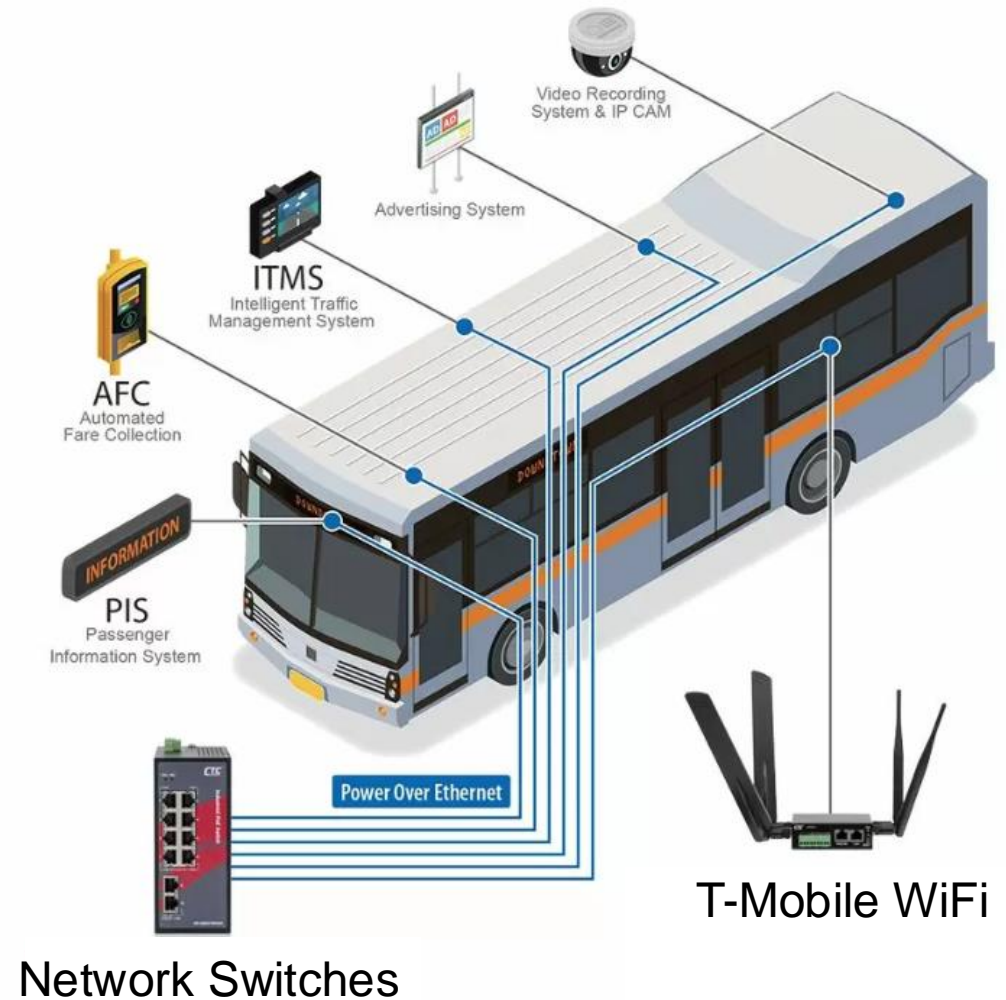
Department of Technology

Background

Reliable Wi-Fi connectivity on public transit vehicles is not just for passenger convenience—it plays a **critical role in operational efficiency, security, and real-time flow of information.**

The T-Mobile Wi-Fi Telecommunication Service provides data connectivity for:

- **Real-time vehicle tracking & fleet management**
- **Communication & safety systems**
- **Fare collection & payment systems**
- **Maintenance & diagnostics**
- **Smart transit technology connectivity**
- **Passenger-facing technologies**



Procurement/Financial Considerations

Procurement Consideration

The original contract, awarded on January 10, 2022, was valued at \$1,405,687.5 for a three-year base term.

- Additional Funds Requested: \$70,506.80
- This modification increases the contract value to \$1,476,194.30

Financial Consideration

This is a 4-month extension of the current contract, funded with local operating funds.

Funds for the subsequent fiscal years will be included in the subsequent annual budgets.

NOTE: This short-term extension will align MARTA with the June 30, 2025, GSA contract renewal.

Board Request

The Department of Technology requests the Business Management Committee recommend approval of the Resolution Authorizing a Modification in Contractual Authorization for Wi-Fi Telecommunication Services for MARTA Buses, Rail Cars and Other Equipment P50052



Thank You



**RESOLUTION AUTHORIZING THE MODIFICATION IN CONTRACTUAL
AUTHORIZATION FOR WI-FI DATA TELECOMMUNICATION SERVICES FOR
MARTA BUSES, RAIL CARS, AND OTHER EQUIPMENT, P50052**

WHEREAS, on January 10, 2022, the General Manager entered into a Contract with T-Mobile USA, Inc., for; WI-FI Data Telecommunication Services for MARTA Buses, Rail Cars, and Other Equipment, P50052; and

WHEREAS, MARTA staff has determined that it is in the best interest of the Authority to increase the contract value to provide for known changes and additions to the contract; and

WHEREAS, all contractual changes and additions for this modification will follow the Authority's procurement policies and guidelines; and

RESOLVED THEREFORE, by the Board of Directors of the Metropolitan Atlanta Rapid Transit Authority that the General Manager/CEO or his delegate be, and hereby is, authorized to increase the authorization and extend the contract term for Contract No. P50052 WI-FI Data Telecommunication Services for MARTA Buses, Rail Cars, and Other Equipment, from \$1,405,687.50 to \$1,476,194.30.

Approved as to Legal Form:

DocuSigned by:

AA2A4DF3C56F44C...

**Interim Chief Counsel, Metropolitan Atlanta
Rapid Transit Authority**



Resolution Authorizing a Modification in Contractual Authorization for Web Titan Content Filtering Service for WI-FI on Mobility, Buses, and Rail Service, P45224

Business Management Committee

February 27, 2025

Tyson Morris, AGM Technology / CIO

Department of Technology



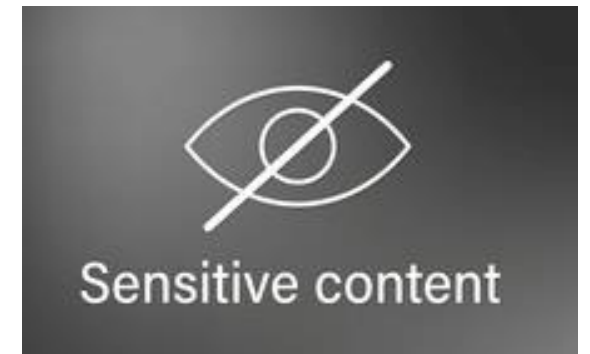
Background

Free WiFi service for MARTA's passengers **enhances the overall passenger experience, increases ridership, improves operations, and supports digital equity**. Reliable Wi-Fi can make transit a more viable alternative to driving, particularly for commuters who need internet access.

However, with no control over what material internet users can access, our riders, and even minors, can be exposed to inappropriate content.

Why use content filtering for public transit Wi-Fi?

- ✓ **Protect passengers** from cybersecurity threats on open networks
- ✓ **Ensure a safe and family-friendly browsing environment**
- ✓ **Prevent network congestion** from excessive streaming or non-essential usage
- ✓ **Comply with legal and regulatory requirements** for public internet access





Procurement Consideration

The original contract, awarded on March 19, 2020, was valued at \$270,900 for a 5-year base term.

- Additional Funds Requested: \$178,794
- This modification increases the contract value to \$449,694

Financial Consideration

This is a 3-year extension in the amount of \$178,794, funded with local operating funds. Funds for the subsequent fiscal years will be included in the subsequent annual budgets.

Board Request

The Department of Technology requests the Business Management Committee to recommend approval of the Resolution Authorizing a **Modification in Contractual Authorization for Web Titan Content Filtering Service for WI-FI on Mobility, Buses, and Rail Service, P45224.**



Thank You



**RESOLUTION AUTHORIZING THE MODIFICATION IN CONTRACTUAL
AUTHORIZATION FOR WEB TITAN CLOUD CONTENT FILTERING SERVICE FOR
WI-FI ON MOBILITY, BUSES, AND RAIL SERVICES, RFPP P45224**

WHEREAS, on March 19, 2020, the General Manager entered into a Contract with Titan Technology Solutions US, Inc., for Web Titan Content Filtering Service for WI-FI on Mobility, Buses and Rail Services Request for Price Proposals RFPP P45224; and

WHEREAS, MARTA staff has determined that it is in the best interest of the Authority to increase the contract value to provide for known changes and additions to the contract; and

WHEREAS, all contractual changes and additions for this modification will follow the Authority's procurement policies and guidelines; and

RESOLVED THEREFORE, by the Board of Directors of the Metropolitan Atlanta Rapid Transit Authority that the General Manager/CEO or his delegate be, and hereby is, authorized to increase the authorization and extend the contract term for Contract No. RFPP P45224 Web Titan Content Filtering Service for WI-FI on Mobility, Buses and Rail Services from \$270,000.00 to \$449,694.00.

Approved as to Legal Form:

DocuSigned by:

AA2A4DF3C56F44C...

**Interim Chief Counsel, Metropolitan Atlanta
Rapid Transit Authority**

Financial Highlights

January 31, 2025





FY25 Operating Financial Highlights

January 31, 2025

Year-To-Date Operations Summary Performance

January 31, 2025 (\$ in Millions)

	Actual	Budget	Variance	
	\$	\$	\$	%
Prior Year Carry Forward	19.1	19.1	0.0	0.0%
Net Revenues	390.3	363.6	26.7	7.3%
Net Expenses	432.2	382.7	(49.5)	-12.9%
Net Deficit	(22.8)	-	(22.8)	

COMMENTS

- YTD Net Revenues are favorable to budget by **\$26.7M**
- YTD Net Expenses are unfavorable to budget by **(\$49.5M)**
- YTD Net Deficit is **(\$22.8M)** compared to a balanced budget for the year

Year-To-Date Operations Detailed Performance

January 31, 2025 (\$ in Millions)

	Actual	Budget	Variance	
	\$	\$	\$	%
Sources				
Prior Year Carry Forward	19.1	19.1	0.0	0%
REVENUES				
Sales Tax	237.7	230.0	7.7	3.3%
Title Ad Valorem Tax	46.3	19.4	26.9	138.7%
Federal Assistance	46.7	46.7	0.0	0.0%
Passenger Revenue	42.4	47.4	(5.0)	-10.5%
Lease Income	5.4	5.5	(0.1)	-1.8%
Station Parking	0.5	0.3	0.2	66.7%
Other Revenues	11.3	14.3	(3.0)	-21.0%
Net Operating Sources	409.4	382.7	26.7	7.0%
EXPENSES				
Salaries and Wages	172.5	185.5	13.0	7.0%
Overtime	29.6	22.6	(7.0)	-31.0%
Total Benefits	88.5	85.7	(2.8)	-3.3%
Contractual Services	61.9	67.7	5.8	8.6%
Total Materials and Supplies	35.1	38.8	3.7	9.5%
Other Non-Labor	67.7	29.6	(38.1)	-128.7%
Gross Operating Expenses	455.3	429.9	(25.3)	-5.9%
Less: Capital Charges	23.1	47.2	(24.1)	-51.1%
Net Operating Expenses	432.2	382.7	(49.5)	-12.9%

REVENUE COMMENTS – YTD revenues are \$26.7M favorable

- Sales Tax revenue is favorable to budget by **\$7.7M** due to a favorable local economy and the impact of inflation on prices
- Title Ad Valorem Tax is favorable to budget by **\$26.9M** due to Clayton County tax payment from Jan-17 to Dec-24
- Passenger Revenue is unfavorable to budget by **(\$5.0M)** due to a combination of fare evasion and fare collection system errors
- Other Revenue are unfavorable to budget by **(\$3.0M)** primarily due to a decrease in advertising and interest revenues

EXPENSE COMMENTS – YTD expenses are (\$49.5M) unfavorable

- Salaries and Wages are favorable to budget by **\$13.0M** primarily due to ongoing position vacancies
- Overtime is **(\$7.0M)** unfavorable to budget due to a combination of vacancies and absenteeism
- Total Benefits are unfavorable to budget by **(\$2.8M)** primarily due to a pension adjustment, higher than forecasted workers compensation payments and healthcare claims
- Contractual Services are favorable to budget by **\$5.8M** largely due to reduced use of External Support Services, Temporary Services, Professional Services and Operating Equipment Services
- Total Materials and Supplies are favorable to budget by **\$3.7M** largely due to CNG & Diesel, Auxiliary Replacement Parts, and Service Vehicle Materials and Supplies
- Other Non-Labor expenses are unfavorable to budget by **(\$38.1M)** largely due to Casualty and Liabilities expenses
- Capital Charges are unfavorable to budget by **(\$24.1M)** due to lower than forecasted direct and indirect expenses for capital projects

Current Month Operations Summary Performance

January 31, 2025 (\$ in Millions)

	Actual	Budget	Variance	
	\$	\$	\$	%
Prior Year Carry Forward	7.6	7.6	0.0	0%
Net Revenues	57.5	57.1	0.4	0.7%
Net Expenses	53.7	64.7	11.0	17.0%
Net Surplus/Deficit	11.4	-	11.4	

COMMENTS

- Revenues are favorable to budget by **\$0.4M** for the month of January
- Expenses are favorable to budget by **\$11.0M** for the month of January
- Net Surplus is **\$11.4M** compared to a balanced budget for the month of January

Current Month Operating Detailed Revenues and Expenses

January 31, 2025 (\$ in Millions)

	Actual	Budget	Variance	
	\$	\$	\$	%
Sources				
Prior Year Carry Forward	7.6	7.6	0.0	0%
REVENUES				
Sales Tax	40.8	38.1	2.7	7.1%
Title Ad Valorem Tax	3.1	2.8	0.3	10.7%
Federal Assistance	6.7	6.7	0.0	0.0%
Passenger Revenue	5.3	6.7	(1.4)	-20.9%
Lease Income	0.7	0.8	(0.1)	-12.5%
Station Parking	0.1	0.0	0.1	-1.0%
Other Revenues	0.8	2.0	(1.2)	-60.0%
Net Operating Revenues	65.1	64.7	0.4	0.6%
EXPENSES				
Salaries and Wages	25.3	34.7	9.4	27.1%
Overtime	3.8	3.3	(0.5)	-15.2%
Total Benefits	14.8	15.8	1.0	6.3%
Contractual Services	8.9	9.7	0.8	8.2%
Total Materials and Supplies	5.5	5.5	0.0	0.0%
Other Non-Labor	(0.1)	4.2	4.3	102.4%
Gross Operating Expenses	58.2	73.2	15.0	20.5%
Less: Capital Charges	4.5	8.5	(4.0)	-46.8%
Net Operating Expenses	53.7	64.7	11.0	17.0%

REVENUE COMMENTS – Monthly sources are \$0.4M favorable

- Sales Tax revenue is favorable to budget by **\$2.7M** due to a favorable local economy and the impact of inflation
- Passenger Revenue is unfavorable to budget by **(\$1.4M)** due to a combination of fare evasion and fare collection system errors
- Other Revenue is unfavorable to budget by **(\$1.2M)** primarily due to lower than forecasted interest income and advertising income and two days of limited revenue service due to inclement weather

EXPENSE COMMENTS – Monthly expenses are \$11.0M favorable

- Salaries and Wages are favorable to budget by **\$9.4M** due to vacant positions
- Overtime is **(\$0.5M)** unfavorable to budget due to a combination of vacancies and absenteeism
- Total Benefits are favorable to budget by **\$1.0M** due to lower than forecasted healthcare claims, and workers compensation payments
- Other Non-Labor Expenses are favorable to budget by **\$4.3M** largely due to decrease in third party liability reserves
- Capital Charges are unfavorable to budget by **(\$4.0M)** due to lower than forecasted direct and indirect expenses for capital projects

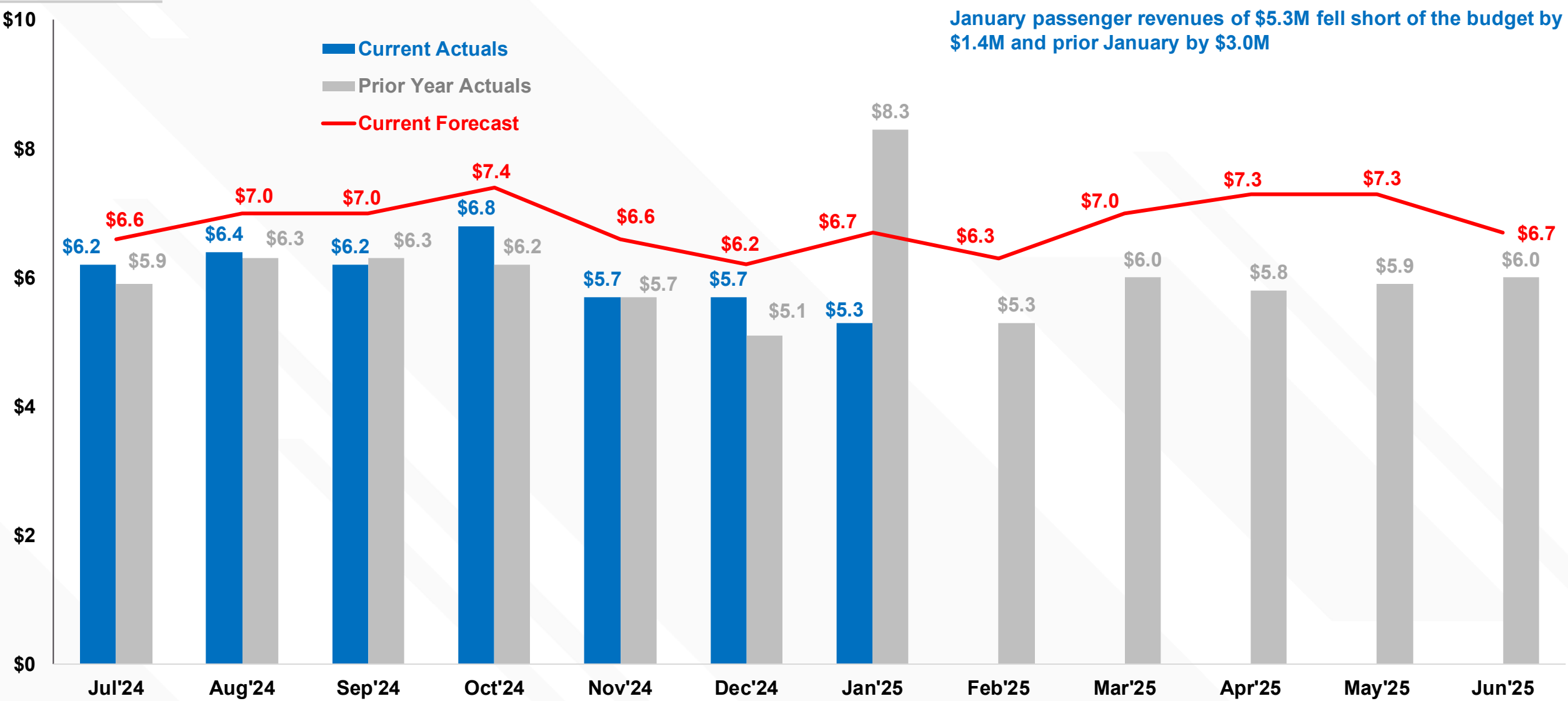


Ridership Key Performance Indicators

January 31, 2024

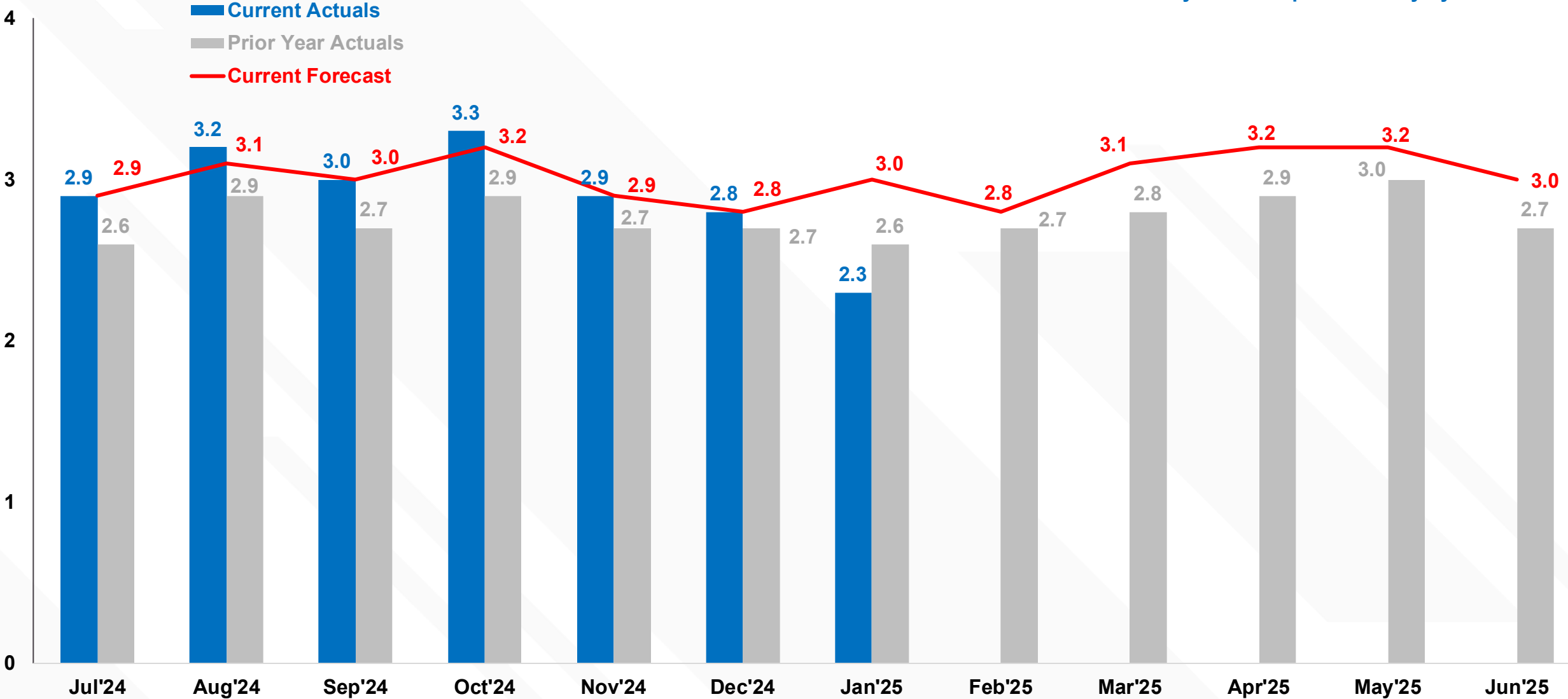
Passenger Revenues (millions)

January passenger revenues of \$5.3M fell short of the budget by \$1.4M and prior January by \$3.0M



Bus Ridership (unlinked trips, millions)

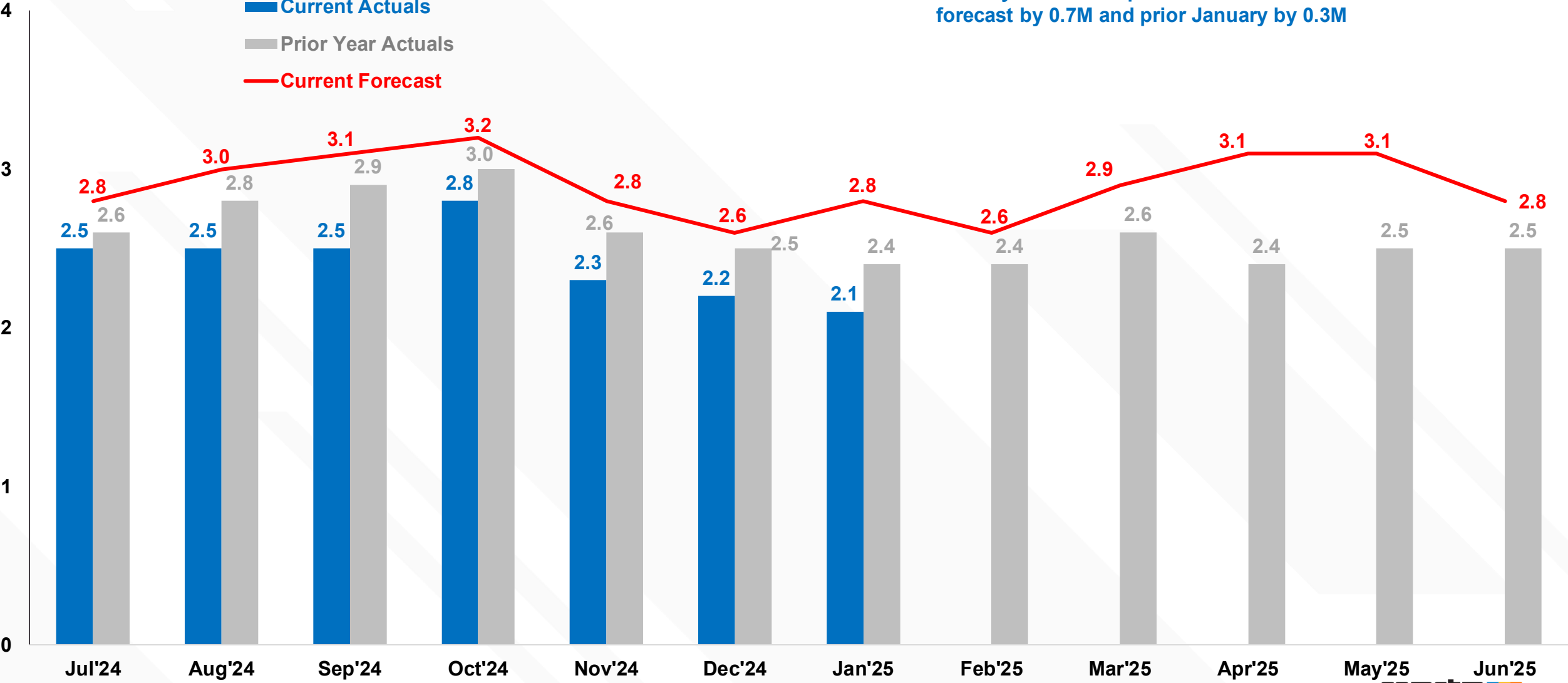
January bus ridership of 2.3M fell short of the forecast by 0.7M and prior January by 0.3M



Rail Ridership (unlinked trips, millions)

January rail ridership of 2.1M fell short of the forecast by 0.7M and prior January by 0.3M

- Current Actuals
- Prior Year Actuals
- Current Forecast



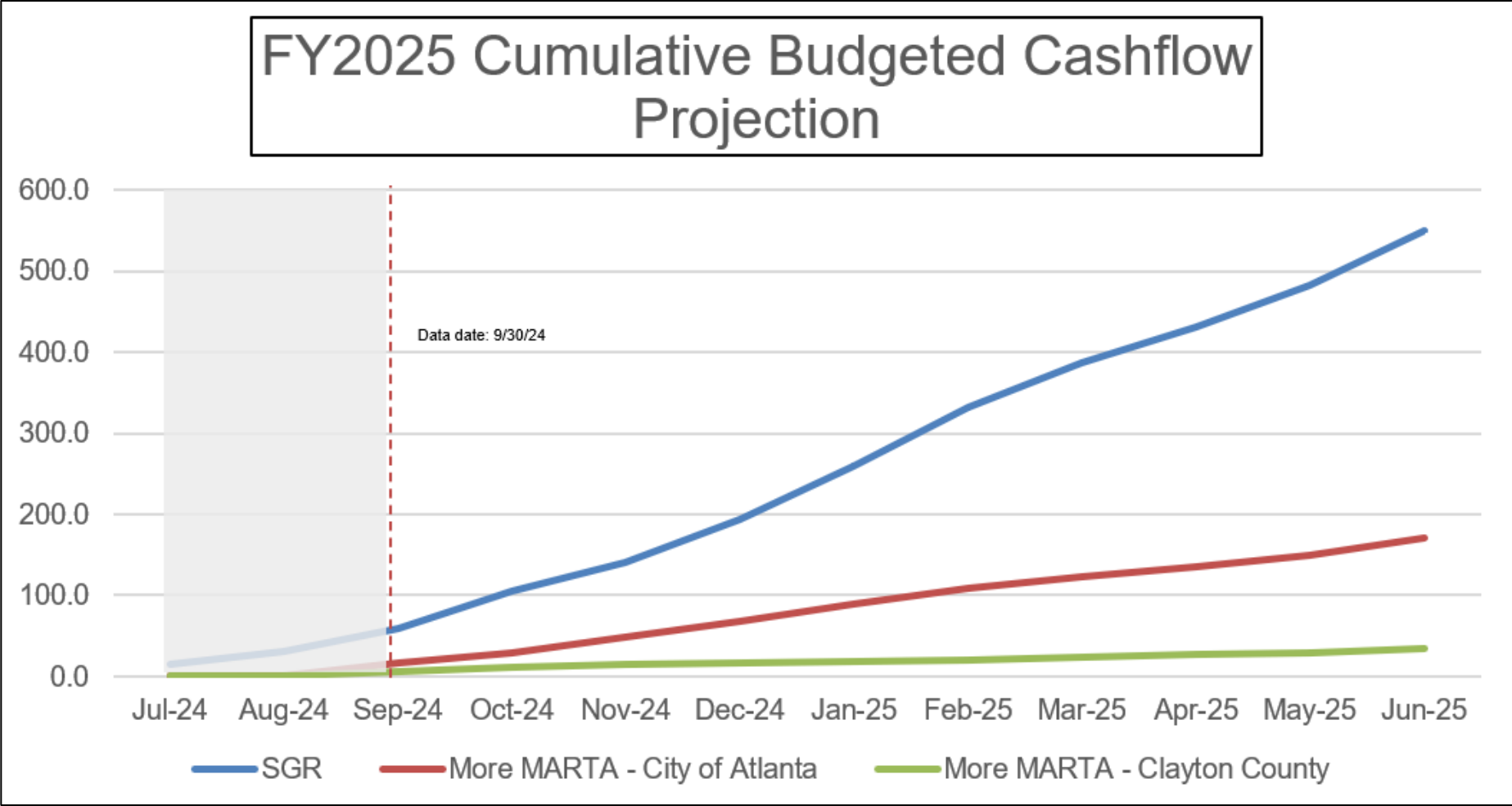


FY24 Capital Highlights

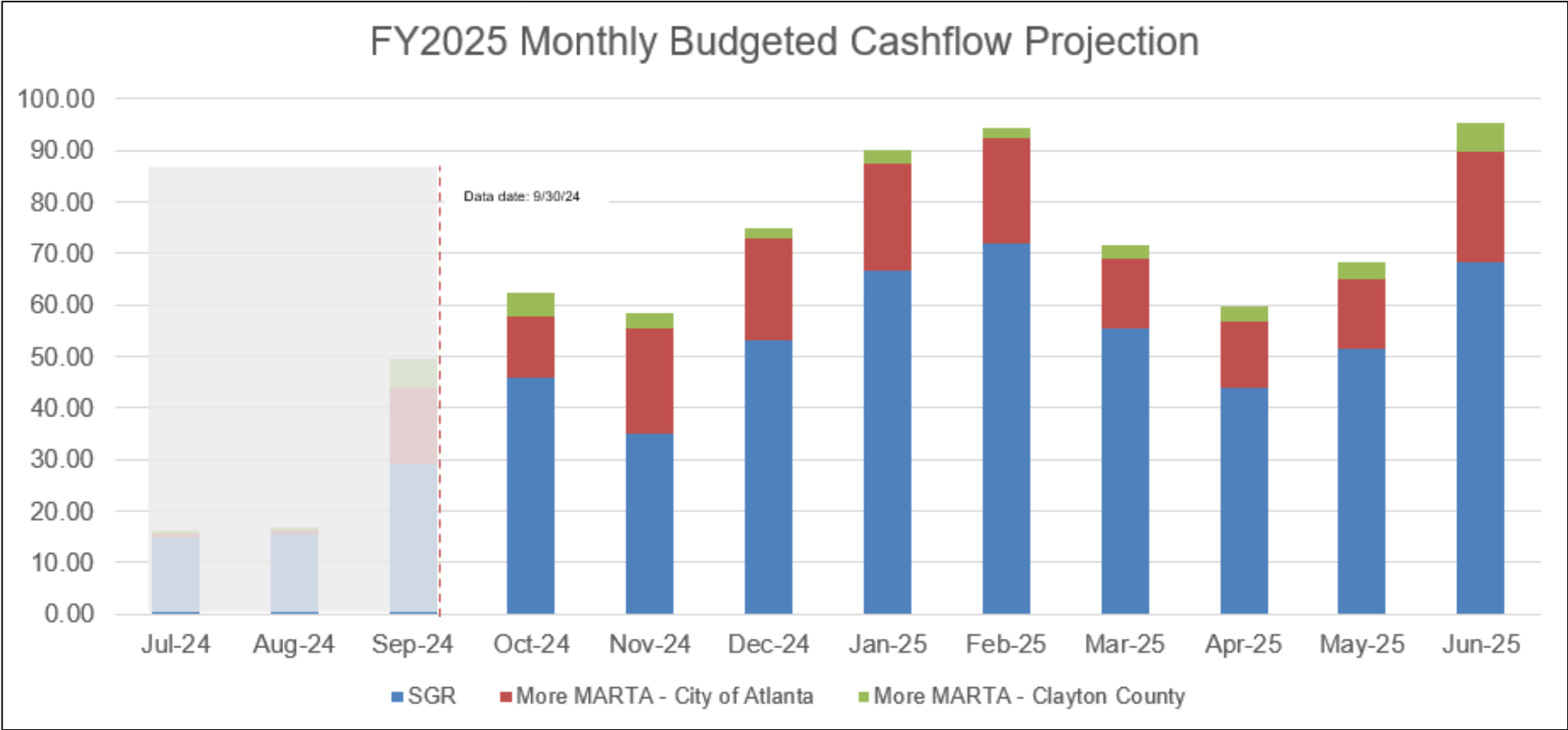
September 30, 2024



New Cashflow Methodology for Capital Projects



New Cashflow Methodology for Capital Projects



Capital Sources and Uses by Category – SGR

Year-To-Date through January 31, 2025 (\$ in Millions)

	YTD ACTUAL	YTD BUDGET	BUDGET VARIANCE	
	[A]	[B]	[C] = [A] - [B]	%
SOURCES OF FUNDS				
Beginning Balance	85.7	10.0	75.7	757.4%
Sales Tax	147.3	142.6	4.7	3.3%
Federal/State Funds ¹	20.0	52.8	(32.7)	(62.0%)
Other Revenue	1.4	1.2	0.2	20.0%
Reserves Utilization ²	54.0	60.0	(6.0)	(10.0%)
Total Sources of Funds	308.5	266.6	42.0	15.8%

	YTD ACTUAL	YTD BUDGET	BUDGET VARIANCE	
	[A]	[B]	[C] = [B] - [A]	%
USES				
Facilities & Stations	43.0	108.5	65.5	60.3%
Maintenance of Way	1.0	11.1	10.2	91.3%
Non-Asset	22.0	46.2	24.3	52.5%
Systems	40.1	63.5	23.4	36.9%
Vehicles	96.4	91.7	(4.6)	(5.1%)
Subtotal SGR³:	202.4	321.1	118.7	37.0%
Debt Service	77.0	88.9	11.9	13.4%
Total Uses	279.4	410.0	130.6	31.9%

¹Federal/State revenue lower than forecast due to Bus Procurement and Clayton County O&M Facility schedules.

²Lower than forecasted capital expenditures has minimized Reserve Utilization for capital uses.

³SGR Budgeted Uses are a straight-lined forecast based on total annual forecast.

Top 10 Projects by Expenditures – SGR

Year-To-Date through January 31, 2025 (\$ in Millions)

#	Project Name	Category	YTD ACTUAL	YTD BUDGET	BUDGET VARIANCE	
			[A]	[B]	[C] = [B] - [A]	%
1	CQ400 New Rail Car Procurement	Vehicles	82.72	67.94	(14.78)	(21.8%)
2	Rail Station Rehabilitation	Facilities	26.65	50.73	24.08	47.5%
3	Automated Fare Collection 2.0	Systems	15.69	11.96	(3.73)	(31.2%)
4	CPMO (SGR)	Non-Asset	8.94	14.00	5.06	36.2%
5	Bus Procurement	Vehicles	7.75	17.37	9.62	55.4%
6	GASB ¹	Non-Asset	7.36	3.26	(4.10)	(125.6%)
7	Escalators Rehabilitation	Systems	6.17	8.18	2.01	24.5%
8	Parking Lot Repair	Facilities	5.24	10.50	5.26	50.1%
9	Train Control Systems Upgrade	Systems	3.04	4.08	1.05	25.7%
10	Radio System Upgrade Program	Systems	2.77	5.39	2.62	48.6%
Subtotal - Top Projects			166.33	193.41	27.08	14.0%
Total - All Projects			202.79			

¹Project budget for GASB is less than known encumbrances. Project requires additional FY25 programming.

Capital Sources and Uses by Category – MM COA

Year-To-Date through January 31, 2025 (\$ in Millions)

	YTD ACTUAL	YTD BUDGET	BUDGET VARIANCE	
	[A]	[B]	[C] = [A] - [B]	%
SOURCES OF FUNDS				
Beginning Balance (Including Reserves)	246.2	243.0	3.2	1.3%
Sales Tax	34.2	33.1	1.1	3.3%
Federal/State Funds ¹	2.4	20.2	(17.9)	(88.2%)
Other Revenue	7.5	2.9	4.6	162.4%
Total Sources of Funds	290.3	299.2	(9.0)	(3.0%)

	YTD ACTUAL	YTD BUDGET	BUDGET VARIANCE	
	[A]	[B]	[C] = [B] - [A]	%
USES				
Expansion	27.5	99.8	72.3	72.5%
Total Uses	27.5	99.8	72.3	72.5%

¹Federal/State revenue lower than forecast due MARTA Rapid Summerhill and Five Points Station Transformation schedules.

Top Projects by Expenditures – MM COA

Year-To-Date through January 31, 2025 (\$ in Millions)

#	Project Name	Category	YTD	YTD	BUDGET	
			ACTUAL	BUDGET	VARIANCE	
			[A]	[B]	[C] = [B] - [A]	%
1	MARTA Rapid A-Line	Expansion	16.94	34.42	17.47	50.8%
2	Five Points Station Transformation	Expansion	8.11	24.63	16.52	67.1%
3	MARTA Rapid Campbellton/Greenbriar	Expansion	0.73	8.75	8.02	91.6%
4	Cleveland Ave/Metropolitan Pwky (ART)	Expansion	0.72	11.67	10.95	93.8%
5	Streetcar East Extension (LRT)	Expansion	0.52	5.83	5.31	91.0%
6	Bankhead Platform Extension	Expansion	0.23	3.96	3.72	94.1%
7	Clifton Corridor (HCT)	Expansion	0.20	4.67	4.47	95.8%
Subtotal - Top Projects			27.46	93.92	66.46	70.8%
Total - All Projects			27.46			

Capital Sources and Uses by Category – MM Clayton

Year-To-Date through January 31, 2025 (\$ in Millions)

	YTD ACTUAL	YTD BUDGET	BUDGET VARIANCE	
	[A]	[B]	[C] = [A] - [B]	%
SOURCES OF FUNDS				
Beginning Balance (Including Reserves)	258.8	246.9	11.9	4.8%
Sales Tax	20.9	20.2	0.7	3.3%
Federal/State Funds ¹	1.6	11.4	(9.8)	(85.7%)
Other Revenue	8.0	5.8	2.2	38.5%
Total Sources of Funds	289.4	284.3	5.0	1.8%

	YTD ACTUAL	YTD BUDGET	BUDGET VARIANCE	
	[A]	[B]	[C] = [B] - [A]	%
USES				
Expansion	3.0	20.6	17.6	85.6%
Total Uses	3.0	20.6	17.6	85.6%

¹Federal/State revenue lower than forecast due to Clayton County O&M Facility schedule.

Top Projects by Expenditures – MM Clayton

Year-To-Date through January 31, 2025 (\$ in Millions)

#	Project Name	Category	YTD ACTUAL	YTD BUDGET	BUDGET VARIANCE	
			[A]	[B]	[C] = [B] - [A]	%
1	MARTA Rapid Southlake	Expansion	2.50	6.71	4.21	62.7%
2	Clayton SR54 (BRT)	Expansion	0.35	2.74	2.40	87.4%
3	Clayton Multipurpose O&M	Expansion	0.05	3.80	3.75	98.7%
4	CPMO Clayton County Comm	Expansion	0.05	0.58	0.54	91.8%
5	Justice Center Transit Hub	Expansion	0.02	3.83	3.81	99.5%
Subtotal - Top Projects			2.96	17.66	14.70	83.2%
Total - All Projects			2.96			



Thank You